

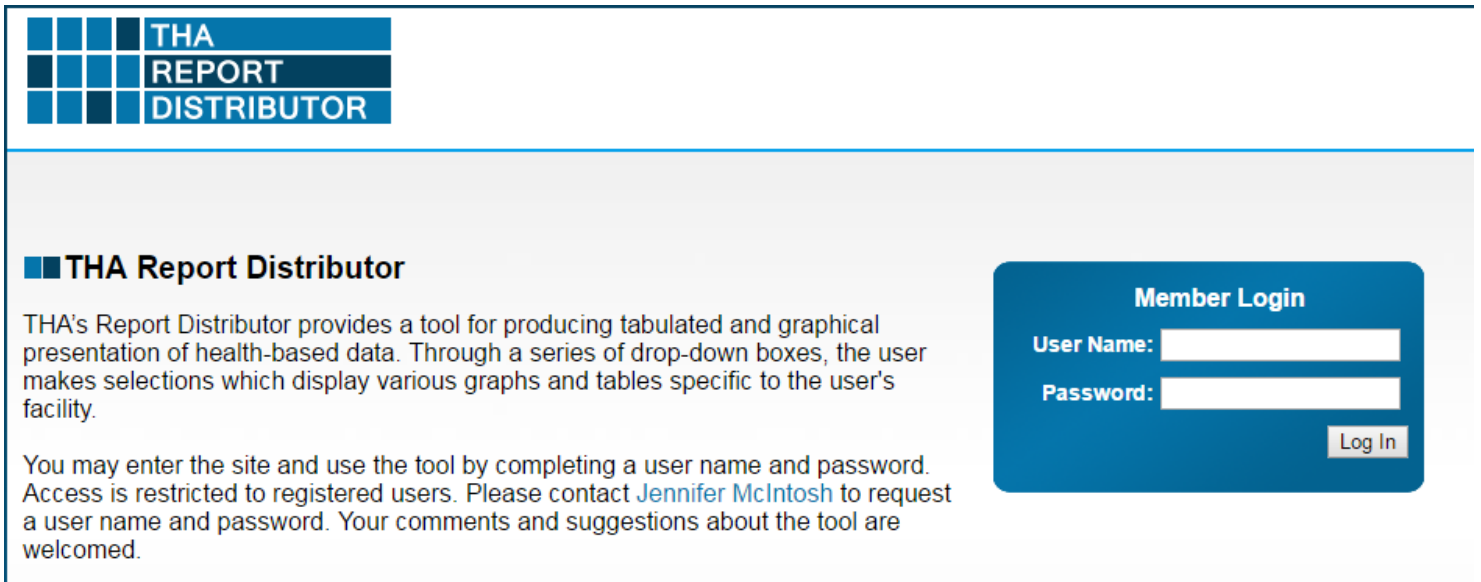
The following is a list of TCPS measures and where they are submitted:

Topic	Outcome or Process	Frequency of Collection	Where Data is Submitted	On the Leadership Scorecard?
ADE-Anticoagulants	Outcome	Monthly	Report Distributor	Yes
	Process	Monthly	Report Distributor	No
ADE-Glycemic	Outcome	Monthly	Report Distributor	Yes
	Process	Monthly	Report Distributor	No
ADE-Opioid	Outcome	Monthly	Report Distributor	Yes
	Process	Monthly	Report Distributor	No
CAUTI <i>(device utilization)</i>	Outcome	Monthly	NHSN★	Yes
	Process	Monthly	NHSN★	Yes
C. diff	Outcome	Monthly	NHSN★	Yes
CLABSI-monthly rate <i>(device utilization)</i> AHRQ PSI-7	Outcome	Monthly	NHSN★	Yes
	Process	Monthly	NHSN★	No
	Outcome	Semiannually	THA Claims Database★	No
CLABSI-neonate <i>(device utilization)</i>	Outcome	Monthly	NHSN★	Yes
	Process	Monthly	NHSN★	No
Falls <i>HAC penalty data</i>	Outcome	Monthly	Report Distributor	Yes
	Process	Monthly	Report Distributor	No
	Outcome	Semiannually	THA Claims Database★	No
MRSA	Outcome	Monthly	NHSN★	Yes
OB—EED	Process	Monthly	Report Distributor	Yes
OB—Hemorrhage	Outcome	Semiannually	THA Claims Database★	No
	Process	Monthly	Report Distributor	No
OB—Pre-Eclampsia	Outcome	Semiannually	THA Claims Database★	No
	Process	Monthly	Report Distributor	No
OB—PDI-17, PSIs 18 & 19	Outcome	Semiannually	THA Claims Database★	Yes
Pressure Ulcers <i>AHRQ PSI-3</i>	Outcome	Monthly	Report Distributor	Yes
	Process	Monthly	Report Distributor	No
	Outcome	Semiannually	THA Claims Database★	Yes
Readmissions <i>Process indicator</i>	Outcome	Semiannually	THA Claims Database★	Separate*
	Process	Monthly	Report Distributor	No
	“Outcome”	Monthly	Report Distributor	No
Sepsis—PSI-13	Outcome	Semiannually	THA Claims Database★	No
	Process	Monthly	Report Distributor	No
SSI (COLO, HYST, HPRO, KPRO, CBGB, & CBGC) <i>(COLO, HYST, HPRO, & KPRO only)</i>	Outcome	Monthly	NHSN★	Yes
	Process	Monthly	Report Distributor	No
VAE (PVAP, IVAC, & VAC) <i>(device utilization)</i>	Outcome	Monthly	NHSN★	Yes
	Process	Monthly	NHSN★	No
VTE—PSI-12	Outcome	Semiannually	THA Claims Database★	Yes
	Process	Monthly	Report Distributor	No

*The readmissions outcome measure has a topic-specific, separate scorecard available through Report Distributor.

★No additional reporting is necessary—THA gathers and calculates this on your behalf.

THA Report Distributor Login Screen:

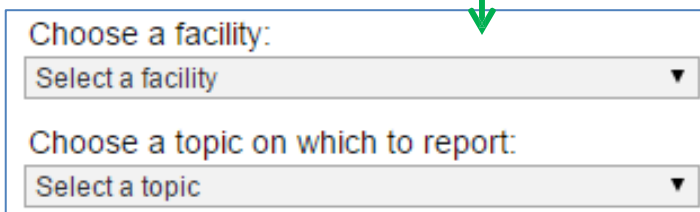


If you do not currently have a Report Distributor login, please contact Jennifer McIntosh to be added.



Once you log in, you will see various options depending on your current access permissions. If you would like to add access to additional areas of Report Distributor, please have someone in leadership at your facility contact Jennifer McIntosh to confirm that it is permitted.

To enter data, please click on the link titled “Patient Safety Data Submission.” This will take you to the options below.



If you enter data for one facility, you will not be required to select a facility from the dropdown.

Please select the topic for which you would like to enter data.

For the ADE measures **only**, there is an additional page used to distinguish between process and outcome measure data entry. The page looks like this:



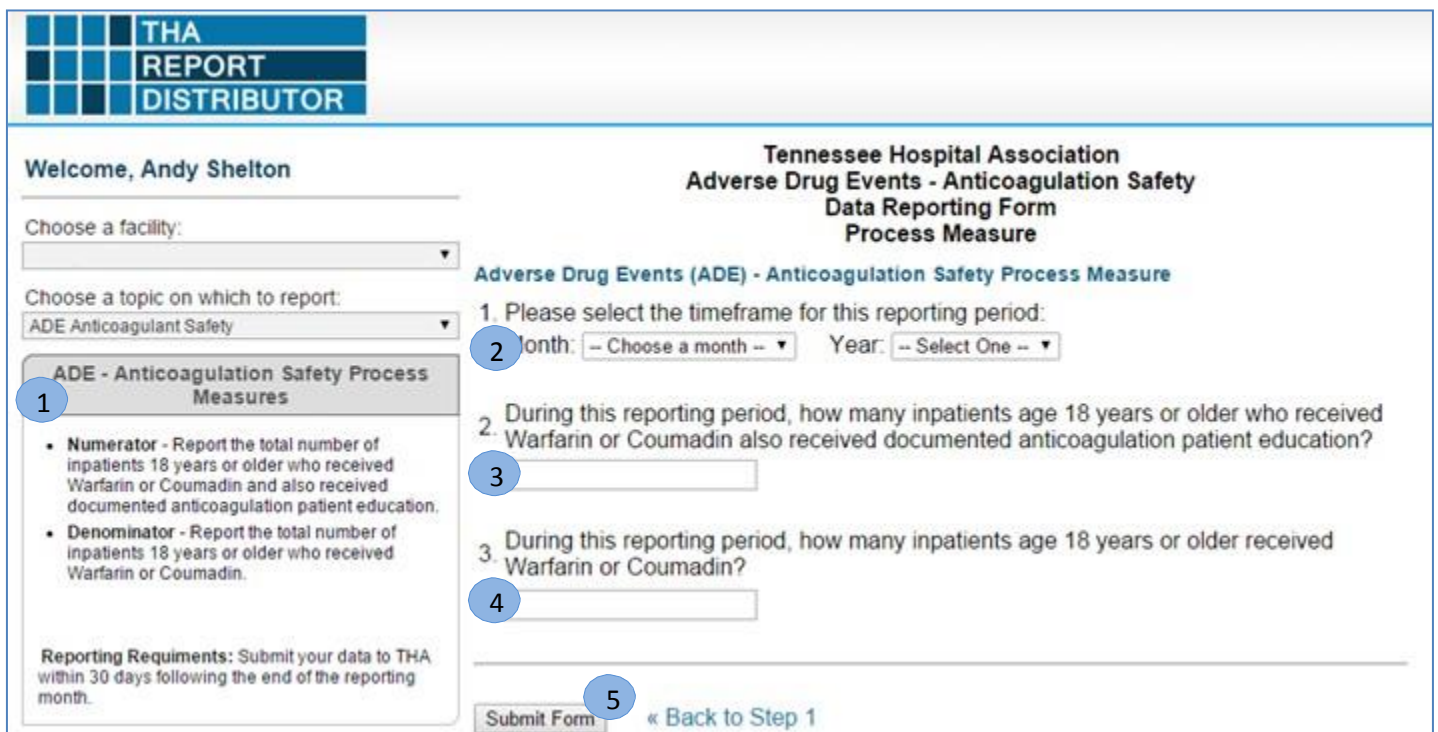
**Tennessee Hospital Association
Adverse Drug Events - Anticoagulation Safety
Data Reporting Form**

Process or Outcomes?

Please indicate whether you are reporting process measures or outcomes measures:

-- Choose one -- ▼

On this page, you will select either process or outcome, and it will take you to a page similar to the one below. ADE measures are the only ones this applies to because all other topics report both process and outcomes on the same page.



**THA
REPORT
DISTRIBUTOR**

Welcome, Andy Shelton

Choose a facility:

Choose a topic on which to report:
ADE Anticoagulant Safety

1 **ADE - Anticoagulation Safety Process Measures**

- Numerator** - Report the total number of inpatients 18 years or older who received Warfarin or Coumadin and also received documented anticoagulation patient education.
- Denominator** - Report the total number of inpatients 18 years or older who received Warfarin or Coumadin.

Reporting Requirments: Submit your data to THA within 30 days following the end of the reporting month.

**Tennessee Hospital Association
Adverse Drug Events - Anticoagulation Safety
Data Reporting Form
Process Measure**

Adverse Drug Events (ADE) - Anticoagulation Safety Process Measure

1. Please select the timeframe for this reporting period:

2 Month: -- Choose a month -- Year: -- Select One --

2. During this reporting period, how many inpatients age 18 years or older who received Warfarin or Coumadin also received documented anticoagulation patient education?

3

3. During this reporting period, how many inpatients age 18 years or older received Warfarin or Coumadin?

4

5 [« Back to Step 1](#)

All data entry pages have the same general layout and functions. All data entry pages have a reference table to the left below the topic selection option. (1) A time period (2) for the data being entered must be selected, and then the numerator (3) and denominator (4) should be entered. Once you are finished, please click the “Submit Form” (5) button at the bottom. If when you originally selected “Process” from the previous menu and you should have selected “Outcome,” you can use the “Back to Step 1” link. If you use the “Back to Step 1” link, it will not submit any data entered on the page.

Once you have clicked the submit form button, the system will check for errors on the page.

If there is an error, follow the guidance provided in red text to resolve the error. If you receive the Duplicate Data error (below), email Jennifer McIntosh with the data you were attempting to enter. The system will reject any duplicate data, so there will be no record of what was entered. Jennifer McIntosh will verify that the duplicate data either matches what was entered or will confirm with you which data point is correct.

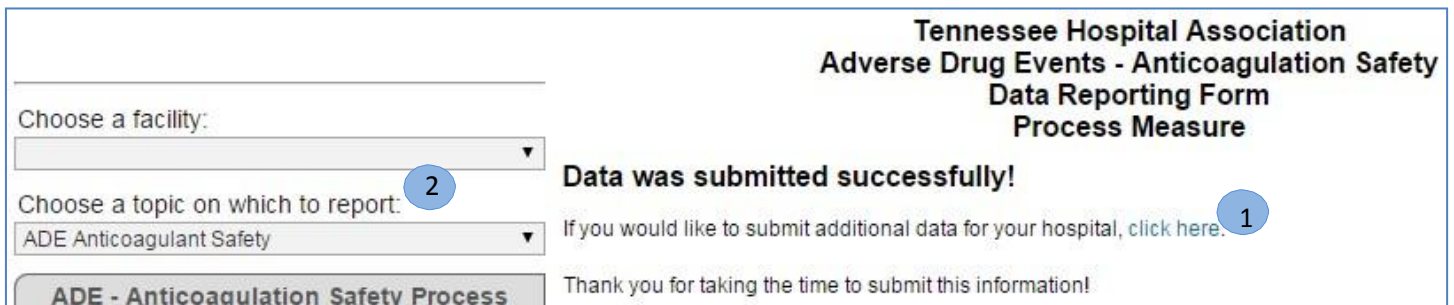
**Tennessee Hospital Association
Adverse Drug Events - Anticoagulation Safety
Data Reporting Form
Process Measure**

Duplicate Data!

If you need to make changes to the data you've submitted, please email Jennifer McIntosh with the details.

If you would like to submit another form, [click here](#).

If the system checks the data entered and no errors are found, the confirmation below will be shown.



The screenshot shows a confirmation message from the Tennessee Hospital Association Adverse Drug Events - Anticoagulation Safety Data Reporting Form Process Measure. On the left, there are two dropdown menus: 'Choose a facility:' and 'Choose a topic on which to report:'. The 'Choose a topic on which to report:' dropdown is currently set to 'ADE Anticoagulant Safety'. Below these is a button labeled 'ADE - Anticoagulation Safety Process'. On the right, the text reads 'Data was submitted successfully!' followed by a link 'If you would like to submit additional data for your hospital, click here.' and a thank you message 'Thank you for taking the time to submit this information!'. A blue circle with the number '1' is placed over the 'click here' link, and another blue circle with the number '2' is placed over the 'Choose a topic on which to report:' dropdown.

If you would like to submit another month's data for your facility for this topic, the "click here" link (1) will take you back to the data entry screen you were just using.

If you would like to switch facilities or topics, select them from the drop downs to the left (2).

Otherwise, you are finished entering data through Report Distributor for the month!

NOTE: Data entered into Report Distributor is not instantly shown on the scorecard or graphs. In order to benchmark effectively and maintain a static reference point for each month, data is only refreshed and updated once a month. When data is updated, Jennifer McIntosh will send out an email notifying everyone that their data is available through Report Distributor. **If you have a question about data that is entered and not shown on the reports, please contact Jennifer McIntosh because she is able to view/edit/delete the data prior to it being used for Report Distributor's reports.**